



Planning and Development Commission



Informative report to
the 1st FIDE COUNCIL 2025
March 21st / March 22nd 2025

The present report summarizes the PDC activities for Q1 2025, to be shared with the FIDE Council as an informative report.

The period covered is between October 31st, 2024, and March 13th, 2025.

Note: other activities of the FIDE Planning and Development Commission are regularly reported on <https://pdc.fide.com>

1) FIDE FUNDING ASSISTANCE CYCLE 2024

Update: The 2024 funding cycle was closed with 138 approved requests.

FIDE Funding Pipeline per Type of Requesters

Summary view	Year		2024						
Requester type	Allocated budget	# requests	Requested amount	Approved amount	Available budget	Consumption	Pitch TBD	Pipeline requests	Pipeline amount
Continental Chess Association	400,000€	75	338,700€	336,550€	63,450€	84%	0	0	0€
National Federation	400,000€	69	251,525€	203,536€	196,464€	51%	0	8	30,000€
FIDE Commission	300,000€	3	41,408€	41,408€	258,592€	14%	0	0	0€
Affiliated / Zone	100,000€	11	0€	37,500€	62,500€	38%	0	1	9,000€
<i>Affiliated Organization</i>		7	95,150€	27,000€	-	-	0	0	0€
<i>FIDE Zone</i>		4	49,000€	10,500€	-	-	0	1	9,000€
Total	1,200,000€	158	631,633€	618,994€	581,006€	52%	0	9	39,000€

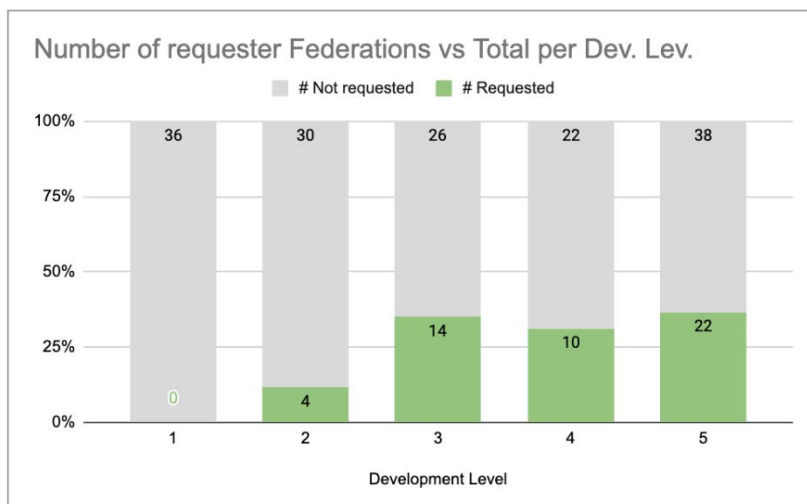
The funding pipeline dashboard is the tool used to follow the consumption of the allocated budget per type of requester and ensure that the limits are respected.

View of validated requests per *development level* and *type of beneficiary*:

SUMMARY OF FIDE FUNDING (Development Fund) ALL AMOUNTS IN EUR

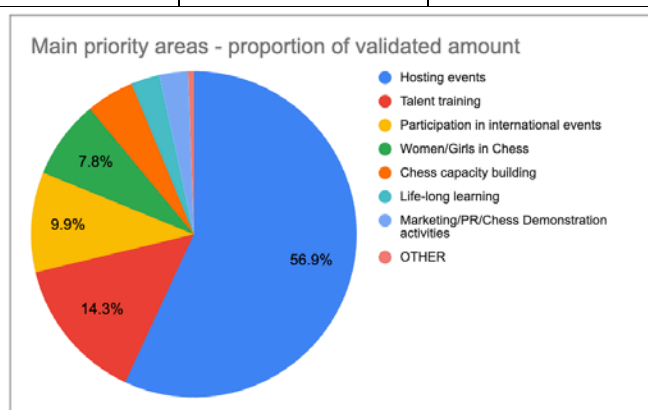
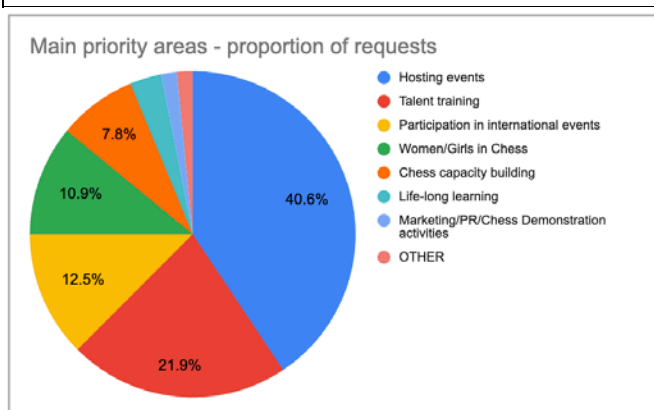
Year	2024					CONTINENTAL FUNDING					
APPROVED BUDGET-TOTAL*	Development level					# Countries	Total	Direct	Third Party	Total continent	
FED. FUNDING	1	2	3	4	5						
Africa	59,300	0	0	9,300	23,000	27,000	13	81,750	0	81,750	141,050
America	45,000	0	5,000	20,000	5,000	15,000	9	82,300	63,800	18,500	127,300
Asia	60,000	0	5,000	20,000	10,000	25,000	12	100,000	69,548	30,452	160,000
Europe	39,236	0	5,000	15,000	5,000	14,236	8	72,500	72,500	0	111,736
Total	203,536	0	15,000	64,300	43,000	81,236	42	336,550	205,848	130,702	540,086
		0.00%	7.37%	31.59%	21.13%	39.91%			61.16%	38.84%	
FIDE Commission	41,408						2				
Affiliated Organization	27,000						3				
FIDE Zone	10,500						2				

Overall, only a bit less than 35% of the main target for federation funding assistance (Federations of Development Levels 3-4-5) applied for funding:



View of validated requests per *Main Priority Area*:

Main Priority Area	Validated Requests	Validated Amount
Hosting events	54	323753
Chess capacity building	31	109347
Talent training	24	76786
Participation in international events	12	42509
Women/Girls in Chess	7	27400
Life-long learning	6	20800
Marketing/PR/Chess Demonstration activities	2	15000
OTHER	1	2000
Management capacity building	1	1400
Social Projects	0	0
Sponsor/partner engagement/fundraising	0	0
Preservation of Chess history	0	0
Non-affiliated countries	0	0
Lobbying efforts for the inclusion of chess into Continental Olympic Games	0	0
Total	138	618994



View of validated requests per *Requester*:

Organisation type	Code	Nb Requests	Funded amount
Affiliated Organization	AIDEF	1	15000
Affiliated Organization	FIBDA	1	7000
Affiliated Organization	ICCD	1	5000
Continental Chess Association	ACC	6	81750
Continental Chess Association	ACZ	29	100000
Continental Chess Association	CCA	25	82300
Continental Chess Association	ECZ	14	72500
FIDE Commission	ARB	1	21408
FIDE Commission	EDU	2	20000
FIDE Zone	Z4.2	1	4500
FIDE Zone	Z4.5	1	6000
National Federation	ALB	1	5000
National Federation	AND	1	5000
National Federation	BER	1	5000
National Federation	BHU	1	5000
National Federation	BOL	2	5000
National Federation	CAF	1	4000
National Federation	COL	1	5000
National Federation	CRC	1	5000
National Federation	DJI	1	3000
National Federation	DMA	3	5000
National Federation	ESA	1	5000
National Federation	GCI	3	4236.4
National Federation	GHA	1	5000
National Federation	GUM	1	5000
National Federation	HON	1	5000
National Federation	JAM	1	5000
National Federation	JCI	1	5000
National Federation	JOR	1	5000
National Federation	JPN	2	5000
National Federation	KEN	1	5000
National Federation	LBR	1	5000
National Federation	LCA	1	5000
National Federation	LIE	1	5000
National Federation	MAD	1	5000
National Federation	MAS	2	5000
National Federation	MAW	1	3000
National Federation	MDV	1	5000

National Federation	MKD	1	5000
National Federation	MNC	1	5000
National Federation	MTN	2	5000
National Federation	NEP	1	5000
National Federation	NGR	1	4300
National Federation	NZL	1	5000
National Federation	OMA	1	5000
National Federation	SEN	1	5000
National Federation	SLE	3	5000
National Federation	SMR	3	5000
National Federation	SOL	1	5000
National Federation	STP	1	5000
National Federation	SYR	1	5000
National Federation	TOG	1	5000
National Federation	VAN	3	5000
TOTAL		138	618994

*Note: ACZ = Asia; ECZ = Europe

2) CAPACITY BUILDING SERIES

The main focus during the period was the enhancement of the funding process and the preparation of the new development levels calculation. Hence, no Capacity Building Series new sessions were hosted during the period.

“Soft support” from PDC is an important component of the help that FIDE can bring to federations and other chess organisations’ leaders in general. During the Online FIDE Congress 2023, PDC introduced the FIDE PDC Capacity Building Series, a series of 45-minute webinars aiming at introducing some key topics that may help federation managers in their duties.

Recorded videos and slides/tools explained during the webinar may be found on the PDC website for those who missed the live session: <https://pdc.fide.com/category/video/>

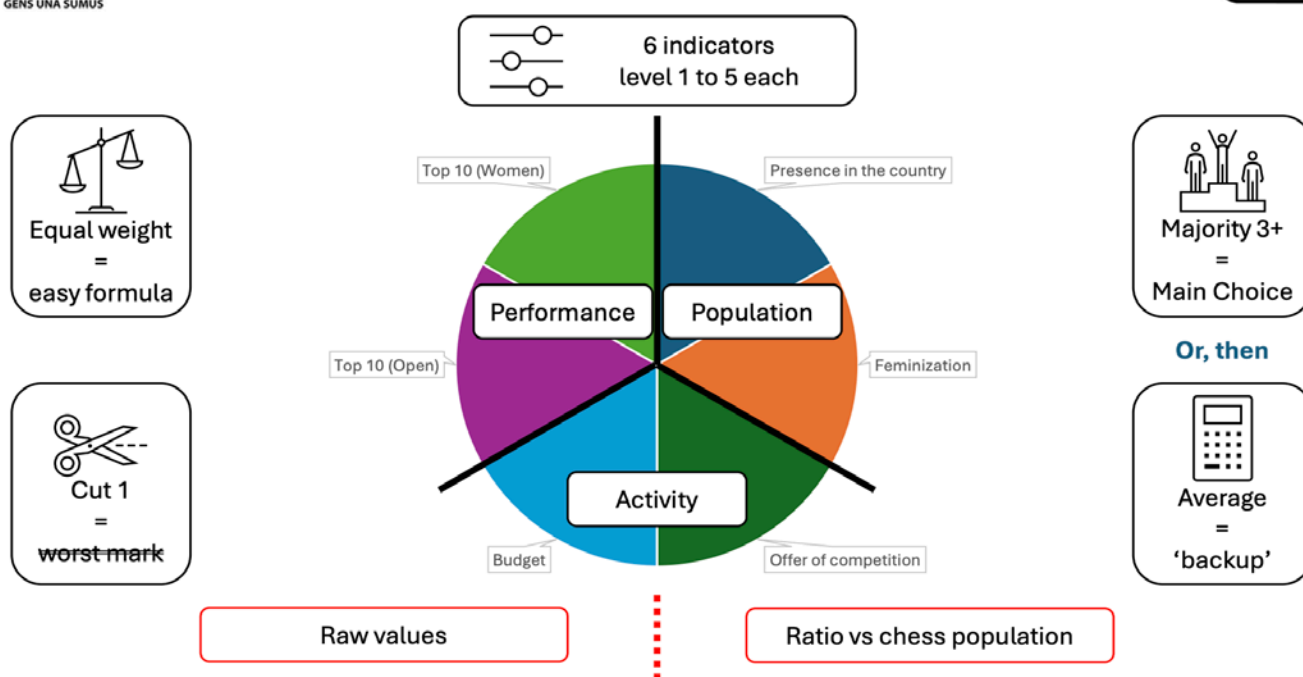
3) PDC PROJECTS

FIDE Development Levels Redesign

The final phase of the project was reached, with a presentation to the FIDE Management Board on March 3rd 2025 and a formal proposal sent to the 1st FIDE Council Meeting 2025.



The FIDE DevLev mechanic in a nutshell



The principle is to move from a single parameter (Top 10 average rating) to a mix of 6 parameters, to evaluate development on a wider set of criteria. The criteria mix population-based data, activity-based data and performance data. Each contributing parameter is marked from 1 (strongest) to 5 (weakest). To smoothen the evaluation, the 5 strongest parameters are kept, which also allows to get an absolute majority (minimum 3 / 5) in some cases. When 3 or more parameters out of 5 have the same mark, this will be the new calculated Development Level for the federation. Otherwise, the average mark on the 5 parameters, rounded to the nearest whole number, will be the new calculated Development Level.

FIDE Funding Assistance Cycle 2025

In a view to improve our internal processes and increase the positive impact of the FIDE Funding Assistance in 2025, a few actions were taken:

1. Streamline the process and amend the guidelines
2. Simplify the tools used to request funding

A webinar was hosted on March 3rd 2025 (<https://pdc.fide.com/2025/03/07/fide-pdc-launches-2025-development-fund-cycle-with-successful-webinar/>) to share with the various stakeholders about the amendments for 2025. While the interactions were rich and the attendance reached a few dozens of federations, we still need to find ways to increase connections.

1. Streamline the process and amend guidelines

We wanted to improve the readability and meaning of elements asked to our stakeholders when posting their funding request. Hence, aside from adapting the scope and funding limits to the current year 2025 of social chess, we also changed a few technical elements, such as the way to translate development in the proposed projects or better describe the way that the funds are used.

Translate development: FIDE Priority Areas have been reviewed, grouping them into 3 groups, corresponding to:

- Internal development: projects dedicated to people already known by FIDE (players, arbiters, trainers etc. already having a FIDE ID)
- Growth: projects reaching new sponsors, partners, etc. that will bring strength to the institution
- External development: projects (mostly social ones) that touch new public, like schools, prisons, hospitals etc. where the ones getting introduced to chess won't immediately get declared as a new FIDE ID

Better describe the way that funds are used: The cost structure that was used in the previous forms was sometimes a bit tricky to use, hiding many different types of expenses behind "Organization cost". We decided to implement a list of cost that more directly corresponds to budget items.

Last but not least, we considered that the pitch meetings introduced to better interact with our stakeholders would be even more beneficial if positioned at the start of the funding process. We adapted the process so that we can first listen and challenge the requesters when needed, and only then have the requests formally posted. The objective is a gain in quality in general and also a great avoidance of wasted time for all parties.

2. Simplify the tools used to request funding

As a support of our vision to streamline the funding process, we also implemented an online survey, that will better serve the requesters for an easier submission of their requests. Simplified questions, together with a more comprehensive budget structure to be submitted, we believe that this will make the life of experienced leaders easier and also better help to learn for the federation leaders who start their activities of project management.

This report was prepared with the support of Kema Goryaeva, Secretary of the PDC.

LAURENT FREYD
CHAIRMAN
PLANNING & DEVELOPMENT COMMISSION