



Planning and  
Development  
Commission

# PLANNING AND DEVELOPMENT COMMISSION REPORT

4 April 2023, Mexico city, Mexico



# SUMMARY



Planning and  
Development  
Commission

1

**Funding Report 2022: Federations, Continents,  
Affiliated Associations, Commissions**

2

**Strategic Plan**

3

**Revised Funding Process**

4

**Internal Team Organisation**

# FUNDING REPORT 2022



Planning and  
Development  
Commission

# Summary of FIDE Funding

Year	2022						
APPROVED BUDGET-TOTAL*	2,000,000	<i>Development level</i>					
CONTINENT	FEDERATION FUNDING	1	2	3	4	5	No. of Countries
Africa	88,558	0	0	9,216	38,254	41,088	18
America	76,972	9,650	19,516	9,469	14,277	24,061	18
Asia	70,409	4,020	9,483	18,517	14,648	23,741	16
Europe	62,691	10,323	23,946	14,130	14,291	0	14
<b>Total</b>	<b>298,630</b>	<b>23,993</b>	<b>52,945</b>	<b>51,331</b>	<b>81,470</b>	<b>88,890</b>	<b>66</b>
		8.03%	17.73%	17.19%	27.28%	29.77%	
	CONTINENTAL FUNDING	Direct	Third Party	Total continent			No of Continents
Africa	133,611	0	133,611	222,169			1
America	93,207	15,956	77,251	170,179			1
Asia	93,811	44,599	49,212	164,220			1
Europe	100,000	100,000	0	162,691			1
<b>Total</b>	<b>420,629</b>	<b>160,555</b>	<b>260,074</b>	<b>719,259</b>			<b>4</b>
		38.17%	61.83%				
							Number of Beneficiaries
FIDE Commission	73,028						5
Affiliated Organization	80,745						5
FIDE Aid Package	178,000						
<b>FUNDS USED</b>	<b>1,051,032</b>	<b>52.55%</b>					
Available Funding	948,968						

**YEAR  
2022**

**Total Amount (EUR)  
1,051,032**

**Available funding (EUR)  
948,968**



Planning and  
Development  
Commission

# Summary of FIDE Funding

**YEAR  
2022**

**Total Amount Tracked (EUR)  
1,081,032**

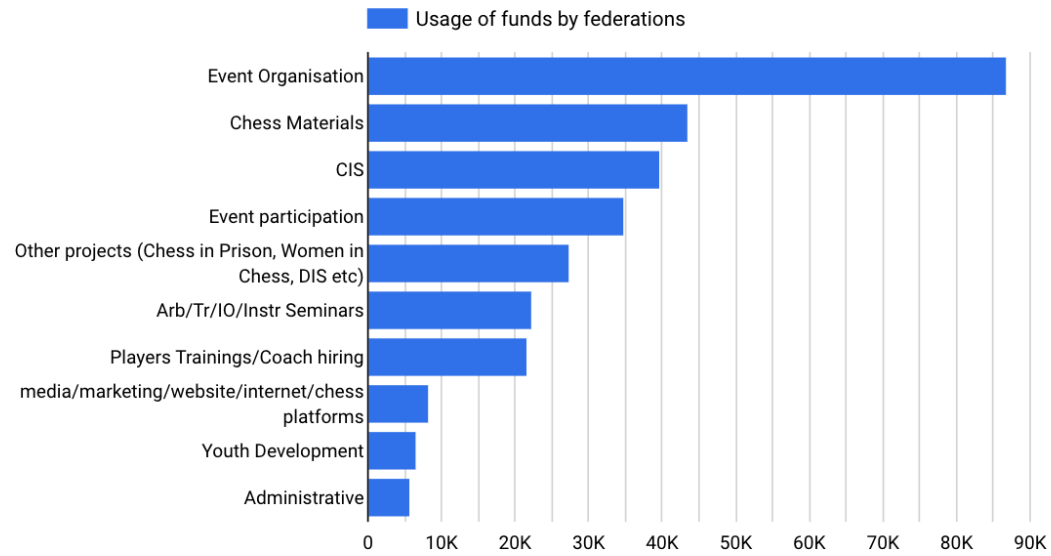
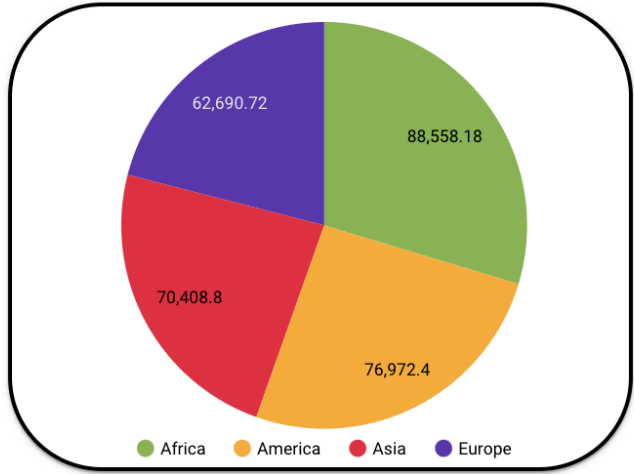
## SUMMARY OF FIDE FUNDING (Development Fund) *ALL AMOUNTS IN EUR*

Year	2022										
Approved Budget - Total*	2,000,000		Development level								
Continent	Fed. Funding	Beneficiaries	1	2	3	4	5	Cont. Funding	Direct	Third Party	Total continent
Africa	88,558	18	0	0	9,216	38,254	41,088	133,611	0	133,611	222,169
America	76,972	18	9,650	19,516	9,469	14,277	24,061	93,207	15,956	77,251	170,179
Asia	70,409	16	4,020	9,483	18,517	14,648	23,741	93,811	44,599	49,212	164,220
Europe	62,691	14	10,323	23,946	14,130	14,291	0	100,000	100,000	0	162,691
<b>Total</b>	<b>298,630</b>	<b>66</b>	<b>23,993</b>	<b>52,945</b>	<b>51,331</b>	<b>81,470</b>	<b>88,890</b>	<b>420,629</b>	<b>160,555</b>	<b>260,074</b>	<b>719,259</b>
			8.03%	17.73%	17.19%	27.28%	29.77%		38.17%	61.83%	
FIDE Commission	<b>73,028</b>	5									
Affiliated Organization	<b>80,745</b>	5									
FIDE Aid Package	<b>178,000</b>	56									
FIDE Veterans Support Programme	<b>30,000</b>	11									
Chessable	Not tracked yet										
FUNDS USED	1,081,032										
Available Funding*	918,968	45.95%									

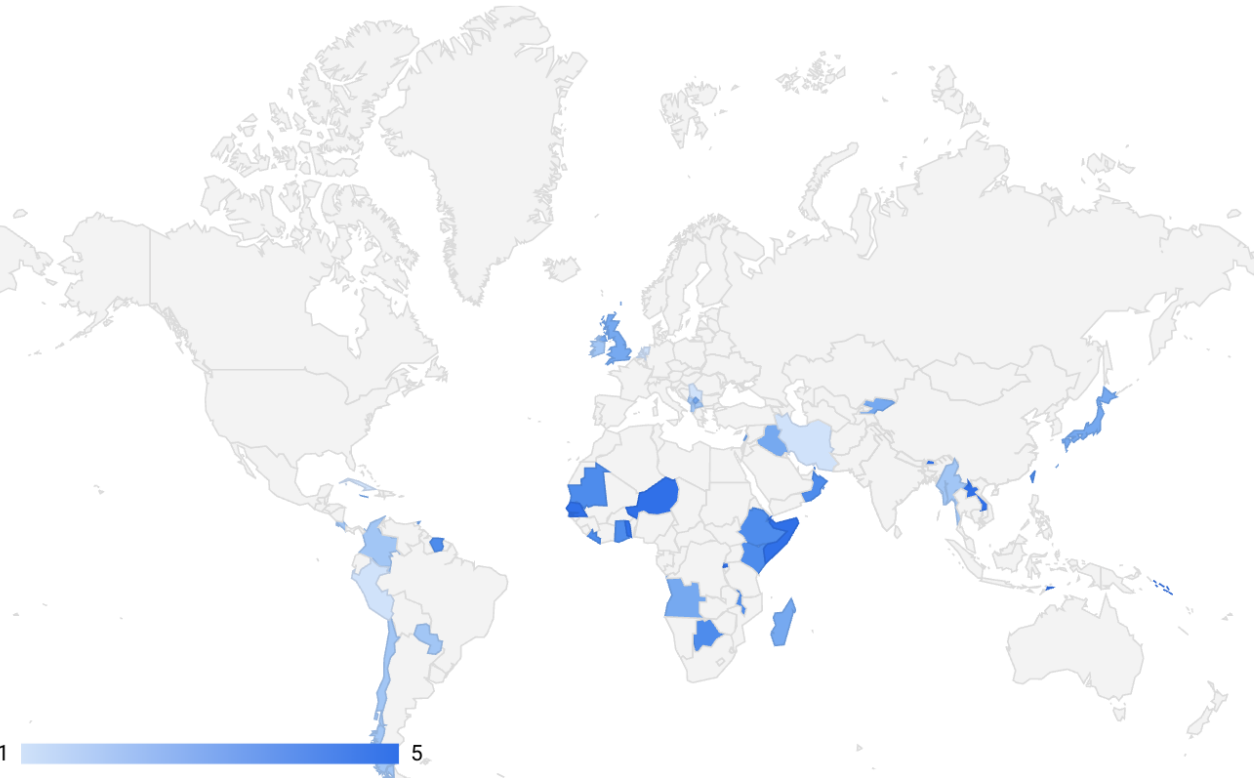
\* Full development fund budget - this table only contains Continental, Federation, Affiliated Organization and FIDE Commission support; Veterans Support and Aid Package for years 2019 to 2022

*Note: in yellow, new data/new split compared to the previous reports. We intend to cover the whole development fund (DF) in this report in the future, including Chessable, other social projects, etc. not directly administrated by PDC; to have a full view of the DF.*

# Federation funding



## Federations 2022



Total Amount (EUR)  
**298,630.1**

Funded Federations  
**62**

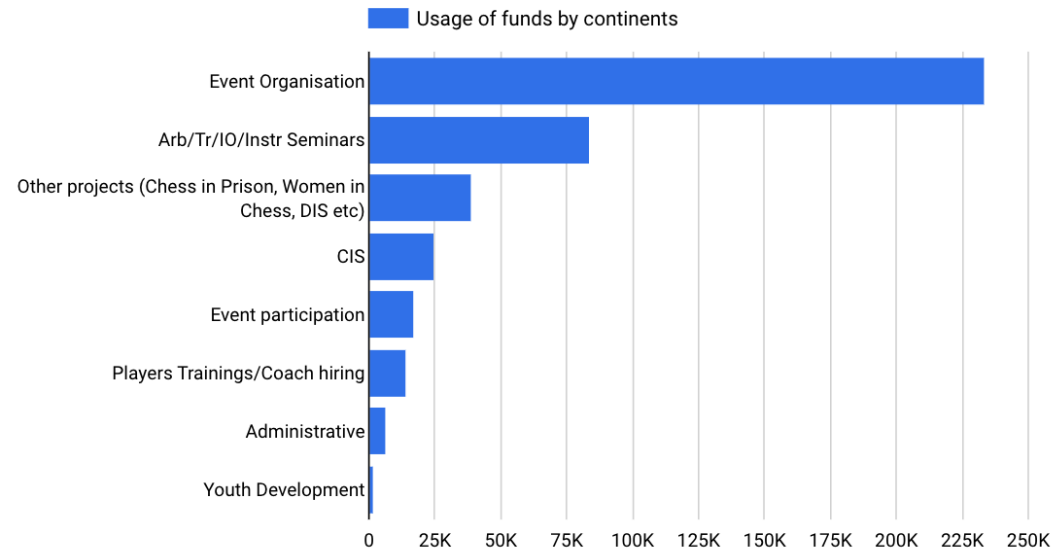
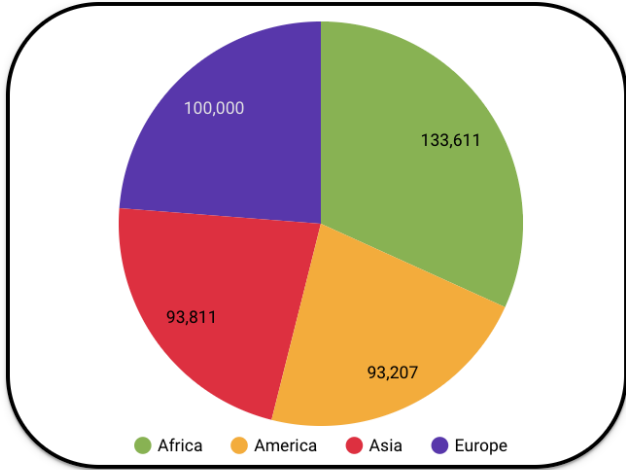
**Comparison 2021:**  
**6 federations less**  
**+4% funded amount**

Year: 2022 (1) ▾





# Continent funding



**Continents  
2022**

**Comparison 2021:  
+25% funded amount**

Fund Usage	Continent / Funded amount				
	Africa	Europe	Asia	America	Grand total
Event Organisation	100,397.53	20,000	52,006.06	61,197	<b>233,600.59</b>
Arb/Tr/IO/Instr Seminars	33,213.47	8,000	31,707.65	11,086	<b>84,007.12</b>
Other projects (Chess in Prison, Wo...	-	30,000	4,739	4,432	<b>39,171</b>
CIS	-	24,500	-	-	<b>24,500</b>
Event participation	-	7,000	-	10,020	<b>17,020</b>
Players Trainings/Coach hiring	-	10,500	3,480	-	<b>13,980</b>
Administrative	-	-	-	6,472	<b>6,472</b>
Youth Development	-	-	1,878.29	-	<b>1,878.29</b>
<b>Grand total</b>	<b>133,611</b>	<b>100,000</b>	<b>93,811</b>	<b>93,207</b>	<b>420,629</b>

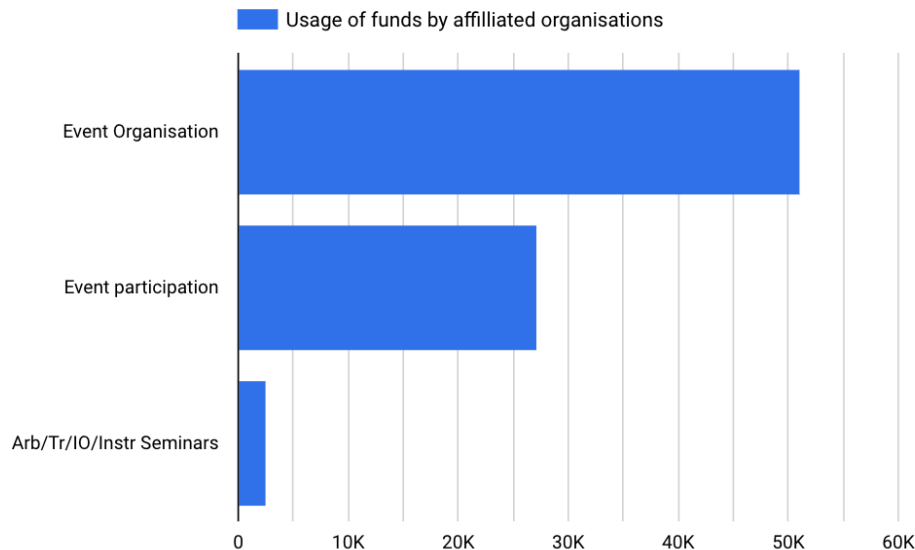
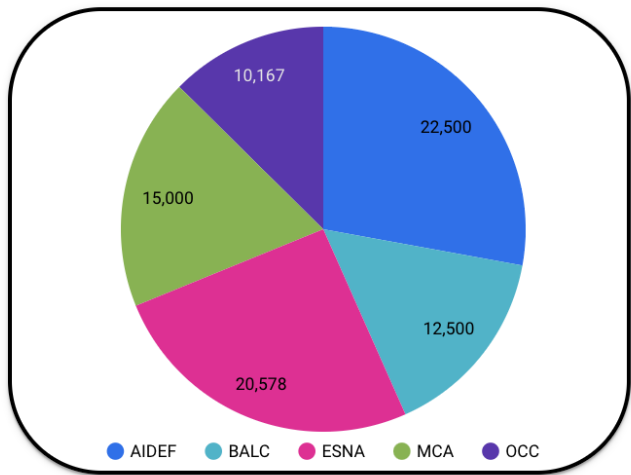
Total Amount (EUR)  
**420,629**

Funded Continents  
**4**

Year: 2022 (1) ▾



# Affiliated Organisations funding



**Affiliated Org.  
2022**

Fund Usage	Org Code / Funded amount					Grand total
	AIDEF	ESNA	MCA	BALC	OCC	
Event Organisation	20,000	16,078	15,000	-	-	51,078
Event participation	-	4,500	-	12,500	10,167	27,167
Arb/Tr/IO/Instr Seminars	2,500	-	-	-	-	2,500

Total Amount (EUR)  
**80,745**

Funded Aff. Org.  
**5**

**Comparison 2021:  
Same number of org.  
+13% funded amount**

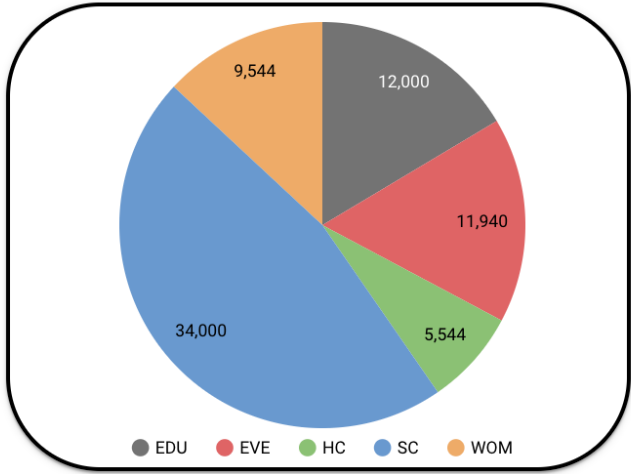
<b>Grand total</b>	<b>22,500</b>	<b>20,578</b>	<b>15,000</b>	<b>12,500</b>	<b>10,167</b>	<b>80,745</b>
--------------------	---------------	---------------	---------------	---------------	---------------	---------------

Year: 2022 (1) ▾

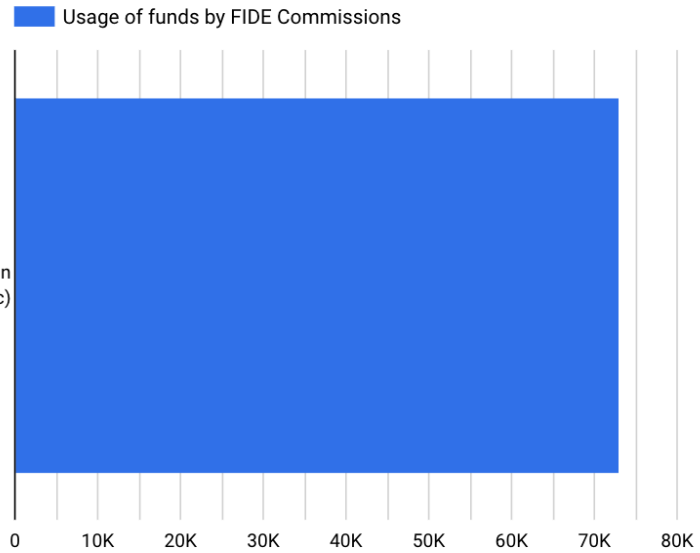




# FIDE Commission funding



Other projects (Chess in Prison, Women in Chess, DIS etc)



## FIDE Commissions 2022

**Comparison 2021:**  
**1 commission less**  
**-14% funded amount**

Total Amount (EUR)  
**73,028**

Funded Commissions  
**5**

Year: 2022 (1) ▾



# STRATEGIC PLAN



Planning and  
Development  
Commission



## Achievements in Q1 2023



Streamlined the funding process and documents  
Validated by the FIDE MB on March 23<sup>rd</sup>



Started development workshops with federations  
(Abu Dhabi Asian Chess Summit in March 2023)



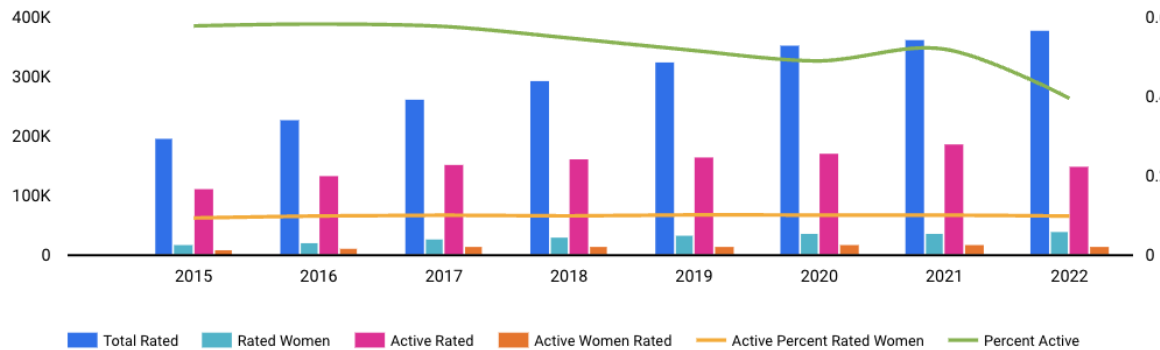
Started the publication of KPIs on the PDC website with  
an initial set of automated KPIs (*see next slide*)

**Rated Players**

Active Rated 2022  
**149,041**

Active Women Rated 2022  
**14,720**

Active Wom. Rtd % 2022  
**9.88**

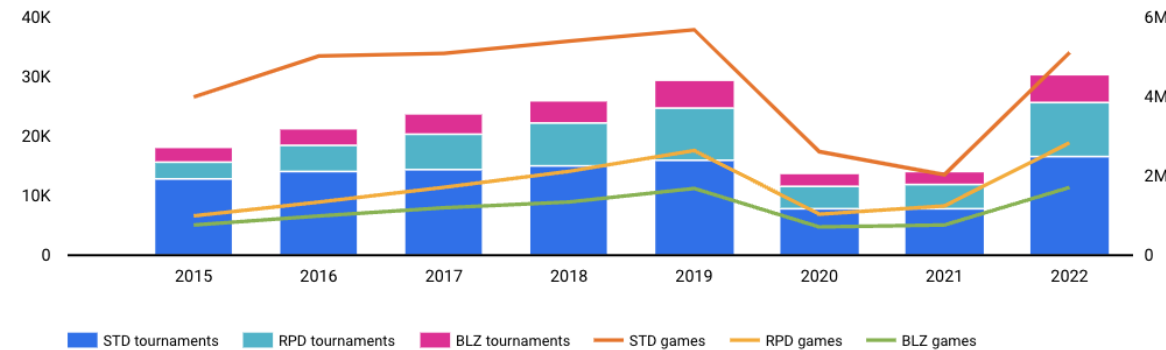


**Tournaments**

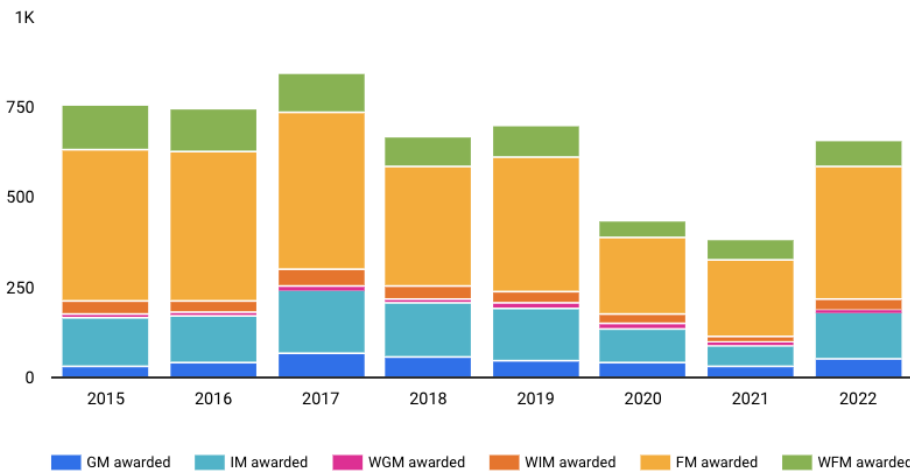
Avg Std Games/event  
**333.92**

Avg Rpd Games/event  
**305.12**

Avg Blz Games/event  
**343.41**



**Players' Titles**



GM - Current  
**1,742**

IM - Current  
**3,956**

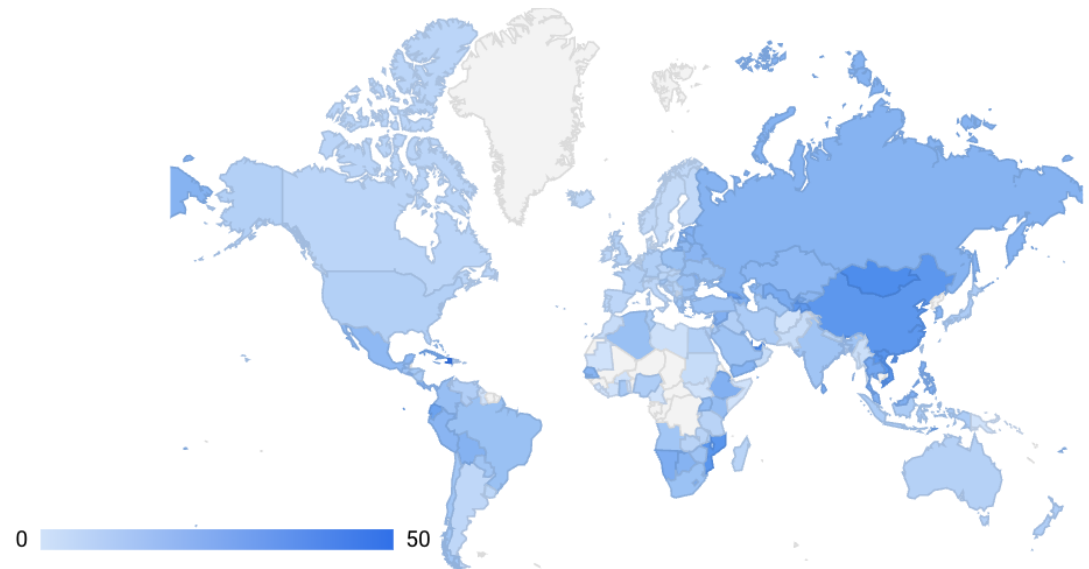
WGM - Current  
**481**

WIM - Current  
**874**

FM - Current  
**8,654**

WFM - Current  
**1,876**

**Percentage of active women FIDE rated players 2022**





## Longer terms objectives of the FIDE PDC:



Strengthen Orientation Programme launched in 2022



Launch Chess Administrator Programme



Publish Federations' Handbook



Design Federation Relationship Management (FRM) system



Revise FIDE Development levels

# REVISED FUNDING PROCESS



Planning and  
Development  
Commission



**FUNDING PROCESS FOR THE NEW CYCLE** was revised and streamlined for all beneficiaries (adding zones now), for an easier monitoring and collaboration with beneficiaries.



The Funding Process was unified for all beneficiaries.



FIDE Funding Process guidelines and KPI conception are given in informative documents (Appendix A, Appendix C respectively).



Funding Request Form and Drawdown Request are revised and re-structured to easily fill in, check, evaluate and follow up.



Financial Reports Forms give the full picture of the content as well as the financial part of each funded project.



# INTERNAL TEAM ORGANISATION



Planning and  
Development  
Commission



**A monthly online meeting is held every second Tuesday of the month with the whole team. Processes are visually managed through a Miro board and a PDC database is built and improved to better help in decision making.**



Strategic plan: monthly meetings, workshops and capacity building meetings - plans and outcomes are generated by the PDC team.



Workflow: revised documents, ideas, brainstorming process are reflected to involve the whole team to achieve the best result.




Previous reports' evaluation, new funding process tables are structured to ease the follow-up and statistics.

**CONTACTS:**

[fedfunding@fide.com](mailto:fedfunding@fide.com)

[PDCChair@fide.com](mailto:PDCChair@fide.com)

[Planninganddevelopmentsecretary@fide.com](mailto:Planninganddevelopmentsecretary@fide.com)



Planning and  
Development  
Commission

**THANK YOU**

